

Red Knob Pull Pins

Impact, Inspiration, & Leverage

Maintenance Memo:

This document outlines the procedure required to replace red knob pull pin assemblies found throughout various: Impact, Inspiration, & Leverage strength machines. Follow the basic guidelines referenced in the procedure section of this document to ensure proper replacement & installation of pull pins.

For a list outlining the red knobbed pull pins used on a particular machine; see pages 3-4.

For a visual identification of each pull pin; see pages 5-8

Procedure:

1. Using the correct sized open wrench; unscrew the spring housing body (Fig. 1) from the work piece needing the new pin.



Fig. 1

2. Dampen a towel with 90% isopropyl alcohol and clean the threads (Fig. 2) of the work piece that will receive the new pull pin.



Fig. 2

3. Apply 2-4 drops of Blue Loctite® 243 on the threads of the new pull pin spring housing body (Fig. 3).





















Fig. 3

4. Install the new pull pin (Fig. 4) while ensuring to lock the spring housing body to the work piece.



Fig. 4


INSPIRATION

<p>IP-S1314</p>  <p>PN: 731-1270-KT QTY: 1</p>	<p>IP-S1315</p>  <p>PN: 731-0652 QTY: 1 PN: 731-1270-KT QTY: 1</p>	<p>IP-S1317</p>  <p>PN: 731-0652 QTY: 1</p>	<p>IP-S2304</p>  <p>PN: 731-0652 QTY: 2</p>	<p>IP-S2305</p>  <p>PN: 731-5506 QTY: 2</p>
<p>IP-S3341</p>  <p>PN: 731-0652 QTY: 1</p>	<p>IP-S3342</p>  <p>PN: 731-0652 QTY: 1</p>	<p>IP-S3343</p>  <p>PN: 731-1631-KT QTY: 1</p>	<p>IP-S4306</p>  <p>PN: 731-0652 QTY: 1</p>	<p>IP-S5308</p>  <p>PN: 731-0652 QTY: 1</p>
<p>IP-B7204</p>  <p>PN: 731-0652 QTY: 1</p>	<p>IP-B7506</p>  <p>PN: 731-1994 QTY: 2</p>	<p>IP-B7508</p>  <p>PN: 731-1994 QTY: 1</p>	<p>IP-B7510</p>  <p>PN: 731-0652 QTY: 1 PN: 731-1994 QTY: 1</p>	<p>IP-B7514</p>  <p>PN: 731-0652 QTY: 1</p>
<p>IP-B7515</p>  <p>PN: 731-0652 QTY: 1</p>	<p>IP-B7519</p>  <p>PN: 731-1994 QTY: 1</p>	<p>IP-R8005</p>  <p>PN: 731-0652 QTY: 2</p>		

LEVERAGE

<p>IP-L1110</p>  <p>PN: 731-3466 QTY: 1</p>	<p>IP-L2002</p>  <p>PN: 731-3466 QTY: 2</p>	<p>IP-L2003</p>  <p>PN: 731-3466 QTY: 2</p>	<p>IP-L2004</p>  <p>PN: 731-3466 QTY: 2</p>	<p>IP-L3003</p>  <p>PN: 731-0652 QTY: 1</p>
<p>IP-L3004</p>  <p>PN: 731-0652 QTY: 1</p>	<p>IP-L3005</p>  <p>PN: 731-0652 QTY: 1</p>			

IMPACT

<p>LA-S1301</p>  <p>PN: 731-3523 QTY: 2</p>	<p>LA-S1309</p>  <p>PN: 731-1994 QTY: 1</p>	<p>LA-S1311</p>  <p>PN: 731-3466 QTY: 1</p>	<p>LA-S1312</p>  <p>PN: 731-0652 QTY: 2 PN: 731-3523 QTY: 1</p>	<p>LA-S2301</p>  <p>PN: 731-3466 QTY: 1</p>
<p>LA-S3301</p>  <p>PN: 731-3466 QTY: 1</p>	<p>LA-S3302</p>  <p>PN: 731-5655 QTY: 2</p>	<p>LA-S3303</p>  <p>PN: 731-3466 QTY: 1</p>	<p>LA-S3305</p>  <p>PN: 731-3466 QTY: 1</p>	<p>LA-S4301</p>  <p>PN: 731-3797 QTY: 1</p>
<p>LA-S4304</p>  <p>PN: 731-4834 QTY: 2</p>	<p>LA-S6302</p>  <p>PN: 731-4311 QTY: 1</p>			

